

A new burial mound that, through its landscape, aids grieving and provides a chronological history of the community.

-  60 trees
-  7,300 m²
-  330 burial plots
-  300 year capacity

The linear nature of the path invites visitors to the cemetery to consider the passing of time. As one ascends the mound one is moving from an area set aside for future burials past recent grave (possibly belonging to people known personally), to older graves of those less known. For those that are visiting a particular grave, they will notice that, over time, they will pass more graves and even notice the growth of the trees near the grave. This will help put their bereavement in the context of time and other people's losses. The first trees planted on the top of the mound will eventually form a glade that will become a place of contemplation. The regular planting of the 5-year tree could become a community event, where many gather to mark the occasion.

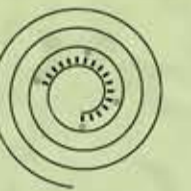
Burials start at the top of the mound, in the centre of the spiral, and continue sequentially along the route of the path. At regular intervals, for example every five years, a tree is planted in line with the newest grave. Over time, this will result in a path along which there is a chronological record of past residents in the community with the time-span illustrated by the size of neighbouring trees.



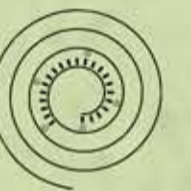
5 Years



10 Years



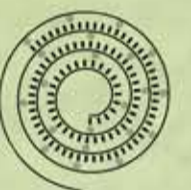
15 Years



20 Years



40 Years



100 Years



Older trees
Older graves

Young trees
Recent graves

SECULAR CEMETERY

www.frla.co.uk
studio@frla.co.uk
+44 (0)117 230 7768

